



Quality of Light

CCTV LENSES

2018-2019 Ver1.0

WWW.KOWA.HK

+86-13006699017



Technology

Function

Performance

Optimal Performance in Various Environments

Kowa CCTV Lenses

Crystal
Clear
Optics



Ultra High Sensitivity HD Color Camera
Lenses for Low Light Level p4



Zoom Lenses with Internal Auto Focus Function p5

Long Range & Megapixel Zoom Lenses p6-p7

Day & Night Megapixel Zoom Lenses p8-p9


High Resolution Zoom Lenses p10

Fixed Focal Day & Night 5Megapixel Lenses
SWIR Zoom Lenses p11

Other Varifocal and Fixed Focal Lenses p12

FA Industrial Lenses p12-p14

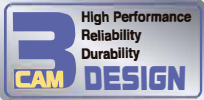


Technical Data p15



Function Icons

5MEGA	Lens for 5 Megapixel Camera	1"	1 Inch Format Lens
2MEGA	Lens for 2 Megapixel Camera	2/3"	2/3 Inch Format Lens
MEGA	Lens for Megapixel Camera	1/1.8"	1/1.8 Inch Format Lens
C-mt	C-mount Lens	1/2"	1/2 Inch Format Lens
CS-mt	CS-mount Lens	1/3"	1/3 Inch Format Lens

Kowa Zoom Lenses



New Technology Bearing CAM Focus System

Conventional zoom lenses commonly employ a helicoid system for the focus mechanism, which is essentially an internal screw type device that allows the user to twist the lens into focus. However, one of the main problems with a helicoid system is that environmental factors such as cold temperatures can make the focus torque too heavy for any parts to move freely without strong force.

To help prevent such problems from occurring, Kowa developed a "3-CAM" system for use in all of its varifocal and zoom lenses. Kowa's innovative 3-CAM design utilizes guide pins to minimize the contact points of all the internal mechanical parts so that they move freely with significantly less friction and torque. In other words, the result you get is a more robust lens with a longer product life since the 3-CAM system reduces wear and tear of all moving parts. The 3-CAM system also increases optical performance by solving the problem of de-centering, decreases internal reflection, and reduces the need for grease on the focus and zoom mechanisms.

In an effort to further improve on the 3-CAM technology, Kowa has designed a "Bearing CAM" focus system for the internal moving mechanisms of our zoom lenses. This new Bearing CAM focus system is especially important for long range zoom lenses because the heavy weight and large diameter of such lenses can push down on the internal moving parts. If the pressure on such lenses gets to be too much, the inside barrel can become deformed, thus changing the alignment of the optical path. Kowa's Bearing CAM focus system helps to resolve this issue because it uses dozens of ball bearings to absorb extra pressure and at the same time, allows for a smoother rotation of moving parts. What this translates to is that you get a lens with an even longer product life that is more resilient against frequent focus and zoom movement. CHINA SALES: (+86+0)13006699017.

Ultra High Sensitivity HD Color Camera

Super Bright Surveillance Camera

0.005 Lux
Color
2Megapixel Camera



SC200PK1C
2/3" CMOS 2MP Color 0.005 Lux

SPECIFICATION SC200PK1C

Imaging Device	2/3" CMOS
Valid Pixels	Approx 2M pixels
Pixel Size	5.0μm
Scanning Method	Progressive
Minimum Illumination	0.005Lux (F1.4) 30fps
S/N	More than 50dB
Synchronization	Internal/External
Gain	0-72dB
Shutter Type	Rolling Shutter
Lens Mount	CS
Iris Control	DC
Day & Night	IR Cut Filter ON/OFF
Video Output	HD:HD-SDI / SD:NTSC, PAL
Output Format	1920x1080 1280 x 720 29.97 30 60 25 50
Remote Control	RS-485
Input Voltage	DC12V
Power Consumption	Lower than 7W
Size (mm)	78(W)x66(H)x146(D)
Weight (g)	600

LMZ20750 Zoom Lens at 900m Distance
under 0.35 Lux Light Condition



Suggested Megapixel Lenses for SC200PK1C

Low light level lenses

LM60JS5MA 1" 5MEGA CS-mt
1" 60mm/F0.8



LM60JS5MA	
Iris	DC
Focus	Manual
Focal Length(mm)	60
Iris Range(F)	0.8-360
MOD(m)	3.0
H. Angle of View(°)	1":12.8 2/3":8.8
Filter Size	M77x0.75
Size(DxHxL) (mm)	78.5 x 91.5 x 124
Weight(g)	1,000

LM35JS5MA 1" 5MEGA CS-mt
1" 35mm/F0.85



LM35JS5MA	
Iris	DC
Focus	Manual
Focal Length(mm)	35
Iris Range(F)	0.85-360
MOD(m)	3.0
H. Angle of View(°)	1":21.6 2/3":14.9
Filter Size	M77x0.75
Size(DxHxL) (mm)	78.5 x 91.5 x 145
Weight(g)	1,200

LM25JS5MA 1" 5MEGA CS-mt
1" 25mm/F0.85



LM25JS5MA	
Iris	DC
Focus	Manual
Focal Length(mm)	25
Iris Range(F)	0.85-360
MOD(m)	3.0
H. Angle of View(°)	1":29.0 2/3":20.0
Filter Size	M77x0.75
Size(DxHxL) (mm)	78.5 x 91.5 x 116.6
Weight(g)	800

Zoom Lenses with Internal Auto Focus Function

LMZ1236AMPDC-XFAF 1/1.8" 2MEGA C-mt
30x 1/1.8" 12-360mm/F2.6



LMZ11176AMPDC-IRAF 2/3" 2MEGA C-mt
16x 2/3" 11-176mm/F1.6



LMZ0824AMPDC-XFAF 1/1.8" 2MEGA C-mt
30x 1/1.8" 8-240mm/F1.7



LMZ25300AMPDC-IRAF 1" 5MEGA C-mt
12x 1" 25-300mm/F2.8



LMZ20750AMPDC-XFAF 1/1.8" 2MEGA C-mt
37.5x 1/1.8" 20-750mm/F4.6-F7.0(Tele)



LMZ10360AMPDC-IRAF 1/1.8" MEGA C-mt
36x 1/1.8" 10-360mm/F1.9



LMZ20550AMPDC-IRAF 1/1.8" 2MEGA C-mt
27.5x 1/1.8" 20-550mm/F4.6



LMZ14500AMPDC-IRAF 1/1.8" MEGA C-mt
36x 1/1.8" 14-500mm/F2.9



LMZ1000AMPDC-XFAF 1/2" 2MEGA C-mt
50x 1/2" 20-1000mm/F3.5-F8.9(Tele)



LMZ16160AMPDC-IRAF 1" 5MEGA C-mt
10x 1" 16-160mm/F1.9



External Auto Focus Box KC4AF

- For Kowa Zoom Lenses (Only for Preset Model)
- Corresponded 3 Motor Zoom Lenses
- RS232/RS422/RS485 (Pelco-D protocol)
- Power DC12V
- Size 121mm(H)x61mm(V)x22.5mm(D)

External Serial Signal Controller KC3s

- RS422 (Pelco-D protocol)-RS485/RS232 is also available
- 3 Motor Zoom Lens available
- Power DC12V
- Size 75mm(H)x55mm(V)x22.5mm(D)

Long Range & Megapixel Zoom Lenses

LMZ1000-XF
50x Series



1/2" 20-1000mm / F3.5



LMZ1000-XF	AMDC	AMPDC
Serial	○	
Iris	DC	
Zoom	Motor(P)	
Focus	Motor(P)	
Preset	×	○
Focal Length(mm)	20-1000	
Iris Range(F)	3.5-360	
MOD(m)	5	
H. Angle of View(°)	17.8-0.38	
Filter Size	M114x0.75	
Size(DxHxL) (mm)	139 x 130 x 450	
Weight(g)	5,470	5,500

LMZ20750-XF
37.5x Series



1/1.8" 20-750mm / F4.6



LMZ20750-XF	AMDC	AMPDC	M3	M3P
Serial	○			
Iris	DC		Motor(P)	
Zoom	Motor(P)			
Focus	Motor(P)			
Preset	×	○	×	○
Focal Length(mm)	20-750			
Iris Range(F)	4.6-32			
MOD(m)	5			
H. Angle of View(°)	20.0-0.75			
Filter Size	M112x1.0			
Size(DxHxL) (mm)	130 x 130 x 342			
Weight(g)	3,470	3,500	3,450	3,500

LMZ2EX (Exclusive 2x Extender)

Model	Focal Length	Mount	Size(mm)	Weight
LMZ2EX	2 times	C	φ50x7.1mm	50g

* Corresponded for 1/2 or less C-mount lenses

LMZ1236-XF
30x Series



1/1.8" 12-360mm / F2.6



LMZ1236-XF	AMDC	AMPDC	M3	M3P
Serial	○			
Iris	DC		Motor(P)	
Zoom	Motor(P)			
Focus	Motor(P)			
Preset	×	○	×	○
Focal Length(mm)	12-360			
Iris Range(F)	2.6-32			
MOD(m)	1.8			
H. Angle of View(°)	29.4-1.05			
Filter Size	M92x1.0			
Size(DxHxL) (mm)	100 x 100 x 257			
Weight(g)	1,690	1,720	1,670	1,720

LMZ0824-XF
30x Series



1/1.8" 8-240mm / F1.7



LMZ0824-XF	AMDC	AMPDC	M3	M3P
Serial	○			
Iris	DC		Motor(P)	
Zoom	Motor(P)			
Focus	Motor(P)			
Preset	×	○	×	○
Focal Length(mm)	8-240			
Iris Range(F)	1.7-32			
MOD(m)	1.8			
H. Angle of View(°)	43.5-1.56			
Filter Size	M92x1.0			
Size(DxHxL) (mm)	100 x 100 x 256			
Weight(g)	1,670	1,700	1,650	1,700

LMZ7527
17x Series




1/2" 7.5-127mm / F1.6



LMZ7527	AMDC	AMPDC
Serial	×	
Iris	DC	
Zoom	Motor(P)	
Focus	Motor(P)	
Preset	×	○
Focal Length(mm)	7.5-127	
Iris Range(F)	1.6-360	
MOD(m)	1.5	
H. Angle of View(°)	45.6-2.9	
Filter Size	M58x0.75	
Size(DxHxL) (mm)	80 x 80 x 132	
Weight(g)	550	580

Technical Data

Wiring Diagram
Auto Iris Lenses

Control System	Video Type / with AI amp.	DC Type / without AI amp.
Input Voltage	DC8~16V (Max.40mA)	—
Input Signal	Video Signal (V or VS)	—
Sensitivity Adjustment	V Signal Level 0.5—1.0V p-p	—
Input Impedance	High Impedance	—
Iris Response Time	Approx 2 Second	—
Metering Method	Peak-average adjustable method	—
Operation Temperature	—10℃~+50℃	—10℃~+50℃
Connection		

Day & Night Megapixel Zoom Lenses

LMZ25300-IR 1" 5MEGA C-mt 12x Series Day&Night

1" 25-300mm / F2.8



LMZ25300-IR	AMDC	AMPDC	M3	M3P
SERIAL		○		
IRIS	DC		Motor(P)	
ZOOM			Motor(P)	
FOCUS			Motor(P)	
PRESET	×	○	×	○
FOCAL LENGTH(mm)		25-300		
IRIS RANGE(F)		2.8-22		
MOD(m)		2		
H. ANGLE OF VIEW(°)		28.6-2.5		
FILTER SIZE		M86 x 1.0		
SIZE(DxHxL) (mm)		100 x 101 x 297.5		
WEIGHT(g)	1,920	1,950	1,900	1,950

LMZ10360-IR 1/1.8" 2MEGA C-mt 36x Series Day&Night BEARING CAM Focus System Increases Image Stability

1/1.8" 10-360mm / F1.9



LMZ10360-IR	AMDC	AMPDC
SERIAL		○
IRIS	DC	
ZOOM		Motor(P)
FOCUS		Motor(P)
PRESET	×	○
FOCAL LENGTH(mm)		10-360
IRIS RANGE(F)		1.9-30
MOD(m)		10
H. ANGLE OF VIEW(°)		39.1-1.16
FILTER SIZE		M112 x 1.0
SIZE(DxHxL) (mm)		116 x 116 x 271
WEIGHT(g)	2,650	2,680

LMZ16160-IR 1" 5MEGA C-mt 10x Series Day&Night

1" 16-160mm / F1.9



LMZ16160-IR	AMDC	AMPDC	M3	M3P
SERIAL		○		
IRIS	DC		Motor(P)	
ZOOM			Motor(P)	
FOCUS			Motor(P)	
PRESET	×	○	×	○
FOCAL LENGTH(mm)		11-160		
IRIS RANGE(F)		1.9-22		
MOD(m)		1.7		
H. ANGLE OF VIEW(°)		42.7-4.6		
FILTER SIZE		M89 x 1.0		
SIZE(DxHxL) (mm)		100 x 100 x 208		
WEIGHT(g)	1,320	1,350	1,300	1,350

LMZ14500-IR 1/1.8" 2MEGA C-mt 36x Series Day&Night BEARING CAM Focus System Increases Image Stability

1/1.8" 14-500mm / F2.9



LMZ14500-IR	AMDC	AMPDC
SERIAL		○
IRIS	DC	
ZOOM		Motor(P)
FOCUS		Motor(P)
PRESET	×	○
FOCAL LENGTH(mm)		14-500
IRIS RANGE(F)		2.9-30
MOD(m)		10
H. ANGLE OF VIEW(°)		28.1-0.83
FILTER SIZE		M112 x 1.0
SIZE(DxHxL) (mm)		116 x 116 x 290.6
WEIGHT(g)	2,690	2,720

LMZ11176-IR 2/3" 2MEGA C-mt 16x Series Day&Night

2/3" 11-176mm / F1.6



LMZ11176-IR	AMDC	AMPDC
SERIAL		○
IRIS	DC	
ZOOM		Motor(P)
FOCUS		Motor(P)
PRESET	×	○
FOCAL LENGTH(mm)		11-176
IRIS RANGE(F)		1.6-32
MOD(m)		3
H. ANGLE OF VIEW(°)		43.3-2.9
FILTER SIZE		M105 x 1.0
SIZE(DxHxL) (mm)		109 x 109 x 211.5
WEIGHT(g)	2,820	2,850

LMZ20550-IR 1/1.8" 2MEGA C-mt 27.5x Series Day&Night BEARING CAM Focus System Increases Image Stability

1/1.8" 20-550mm / F4.6



LMZ20550-IR	AMDC	AMPDC
SERIAL		○
IRIS	DC	
ZOOM		Motor(P)
FOCUS		Motor(P)
PRESET	×	○
FOCAL LENGTH(mm)		20-550
IRIS RANGE(F)		4.6-32
MOD(m)		5
H. ANGLE OF VIEW(°)		17.9-0.64
FILTER SIZE		M112 x 1.0
SIZE(DxHxL) (mm)		130 x 138 x 342
WEIGHT(g)	3,370	3,400

LMZ1177-IR 2/3" 5MEGA C-mt 7x Series Day&Night

2/3" 11-77mm / F1.6



LMZ1177-IR	AMDC	AMPDC	M3	M3P
SERIAL		○		
IRIS	DC		Motor(P)	
ZOOM			Motor(P)	
FOCUS			Motor(P)	
PRESET	×	○	×	○
FOCAL LENGTH(mm)		11-77		
IRIS RANGE(F)		1.6-22		
MOD(m)		1.5		
H. ANGLE OF VIEW(°)		43.3-6.6		
FILTER SIZE		M67 x 0.75		
SIZE(DxHxL) (mm)		80 x 80 x 120.5		
WEIGHT(g)	750	780	730	780

LMZ0812-IR 1/2" 5MEGA C-mt 15x Series Day&Night

1/2" 8-120mm / F1.8



LMZ0812-IR	AM	AMP	AMDC	AMPDC	M3	M3P
SERIAL	×			○		
IRIS	Video		DC		Motor(P)	
ZOOM					Motor(P)	
FOCUS					Motor(P)	
PRESET	×	○	×	○	×	○
FOCAL LENGTH(mm)					8-120	
IRIS RANGE(F)			1.8-360		1.8-22	
MOD(m)				1.5		
H. ANGLE OF VIEW(°)				43.2-3.1		
FILTER SIZE				M72x0.75		
SIZE(DxHxL) (mm)				87 x 80 x 157		
WEIGHT(g)	740	750	750	780	730	780

High Resolution Zoom Lenses



Fixed Focal Day & Night 5Megapixel Lenses

LMZ750-XF

25x Series

1/2" 30-750mm / F4.6



LMZ750-XF	AM	AMP	AMDC	AMPDC	M3	M3P
SERIAL	X					
IRIS	Video		DC		Motor(P)	
ZOOM	Motor(P)					
FOCUS	Motor(P)					
PRESET	X	○	X	○	X	○
FOCAL LENGTH(mm)	30-750					
IRIS RANGE(F)	4.6-360				4.6-22	
MOD(m)	2.5					
H. ANGLE OF VIEW(°)	11.8-0.5					
FILTER SIZE	-					
SIZE(DxHxL) (mm)	122 x 122 x 313					
WEIGHT(g)	2,680	2,690	2,690	2,720	2,670	2,720

LMZ375-XF

25x Series

1/2" 15-375mm / F2.3



1/2"

C-mt

LMZ375-XF	AM	AMP	AMDC	AMPDC	M3	M3P
SERIAL	X					
IRIS	Video		DC		Motor(P)	
ZOOM	Motor(P)					
FOCUS	Motor(P)					
PRESET	X	○	X	○	X	○
FOCAL LENGTH(mm)	15-375					
IRIS RANGE(F)	2.3-360				2.3-22	
MOD(m)	2.5					
H. ANGLE OF VIEW(°)	23.2-0.99					
FILTER SIZE	-					
SIZE(DxHxL) (mm)	122 x 122 x 261					
WEIGHT(g)	2,540	2,550	2,550	2,580	2,530	2,580

LMZ112

18x Series

1/2" 11-200mm / F1.9



1/2"

C-mt

LMZ112	AM	AMP	AMDC	AMPDC
SERIAL			X	
IRIS		Video		DC
ZOOM			Motor(P)	
FOCUS			Motor(P)	
PRESET	X	O	X	O
FOCAL LENGTH(mm)			11-200	
IRIS RANGE(F)			1.9-360	
MOD(m)			1.5	
H. ANGLE OF VIEW(°)			32.1-1.9	
FILTER SIZE			M72 x 0.75	
SIZE(DxHxL) (mm)			87 x 80 x 170.5	
WEIGHT(g)	715	725	725	755

LMZ300

30x Series

1/3" 5.5-165mm / F1.8



1/3" CS-mt

LMZ300	AM	AMP	AMDC	AMPDC
SERIAL			X	
IRIS		Video		DC
ZOOM			Motor(P)	
FOCUS			Motor(P)	
PRESET	X	O	X	O
FOCAL LENGTH(mm)			5.5-165	
IRIS RANGE(F)			1.8-360	
MOD(m)			1.8	
H. ANGLE OF VIEW(°)			47.6-1.7	
FILTER SIZE			M72 x 0.75	
SIZE(DxHxL) (mm)			87 x 80 x 167	
WEIGHT(g)	840	850	850	880

LMZ200

20x Series

1/3" 5.6-112mm / F1.6



1/3"	CS-mt				
LMZ200		AMDC		AMPDC	
SERIAL			X		
IRIS			DC		
ZOOM			Motor(P)		
FOCUS			Motor(P)		
PRESET		X		○	
FOCAL LENGTH(mm)			5.6-112		
IRIS RANGE(F)			1.6-360		
MOD(m)			1.5		
H. ANGLE OF VIEW(°)			47.6-2.6		
FILTER SIZE			M55x 0.75		
SIZE(DxHxL) (mm)			69 x 79 x 119.5		
WEIGHT(g)		540		570	

LMZ110

15x Series

1/3" 6-90mm / F1.6



1/3" CS-mt

LMZ110	AMDC	AMPDC	M3	M3P
SERIAL			X	
IRIS		DC		Motor(P)
ZOOM			Motor(P)	
FOCUS			Motor(P)	
PRESET	X	O	X	O
FOCAL LENGTH(mm)			6-90	
IRIS RANGE(F)		1.6-360		1.6-22
MOD(m)			1.2	
H. ANGLE OF VIEW(°)			44.2-3.1	
FILTER SIZE			-	
SIZE(DxHxL) (mm)			69 x 79 x 116.5	
WEIGHT(g)	520	550	500	550

LMZ111

10x Series

1/3" 6-60mm / F1.6



1/3"

CS-mt

LMZ111	AMDC	AMPDC	M3	M3P
SERIAL			X	
IRIS		DC		Motor(P)
ZOOM			Motor(P)	
FOCUS			Motor(P)	
PRESET	X	○	X	○
FOCAL LENGTH(mm)			6-60	
IRIS RANGE(F)		1.6-360		1.6-22
MOD(m)			1.2	
H. ANGLE OF VIEW(°)			32.1-1.9	
FILTER SIZE			M55 x 0.75	
SIZE(DxHxL) (mm)			69 x 79 x 116.5	
WEIGHT(g)	520	550	500	550

DC Iris / P-Iris / Manual Iris

2/3" 5MEGA C-mt Day & Night



	LM16JC5M	LM25JC5M	LM35JC5M
	2/3" 16mm / F1.4	2/3" 25mm / F1.4	2/3" 35mm / F2.0
IRIS	A-IR DC	M-IR P	-IR Manual
FOCAL LENGTH(mm)	16	25	35
IRIS RANGE(F)	1.4-360	1.4-38	1.4-16
MOD(m)	0.5	0.3	0.5
H. ANGLE OF VIEW(°)	30.9	20.1	13.9
FILTER SIZE	M30.5 x 0.5	M30.5 x 0.5	M35.5 x 0.5
SIZE(DxHxL) (mm)	37 x 44 x 55.4	37 x 44 x 57.6	37 x 44 x 52.8
WEIGHT(g)	100	110	100

Manual Iris

1" 5MEGA C-mt Day & Night



	LM50HC-IR	LM60HC-IR
	1" 50mm / F1.8	1" 60mm / F2.0
IRIS	Manual	Manual
FOCAL LENGTH(mm)	50	60
IRIS RANGE(F)	1.8-16	2.0-16
MOD(m)	1.0-∞	1.0-∞
H. ANGLE OF VIEW(°)	14.4	12.2
DISTORTION	-0.09	-0.06
SIZE(DxHxL) (mm)	φ50.0 x 47.4	φ49.2 x 54.6
WEIGHT(g)	100	200

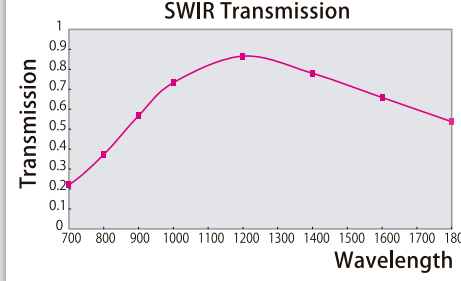
External DC/Video Iris Converter KP933SP

KP933SP to drive DC-Iris lens with Video-Iris Camera

Size 16.4mm x 33.6mm x 11.9mm, Approx. 20g



SWIR Zoom Lenses



LMZ25300-SW

12x Series

1" 25-300mm / F2.8



LMZ16160-SW

10x Series

1" 16-160mm / F1.9



LMZ20750-SW

37.5x Series

11/8" 20-750mm / F4.6-F7.0(Tele)



Model	Image Size	Focal Length (mm)	Iris Range (F)	M.O.D. (m)	Mount	H.Angle of View (°)	Operation			Mega	IR Correct	Filter Size	Size(DxHxL) (mm)	Weight (g)
							Iris	Zoom	Focus					
LMZ25300M3P-SW	1"	25-300	2.8-32	2	C	28.6-2.5	Motor(P)	Motor(P)	Motor(P)	-	-	M86x1.0	100x100x297.5	1,950
LMZ16160M3P-SW	1"	16-160	1.9-22	1.7	C	42.7-4.6	Motor(P)	Motor(P)	Motor(P)	-	-	M89x1.0	100x100x208	1,350
LMZ20750M3P-SW	1/1.8"	20-750	4.6-32	5	C	17.8-0.5	Motor(P)	Motor(P)	Motor(P)	-	-	M112x1.0	130x130x342	3,500

Other Varifocal and Fixed Focal Lenses

*(1) Available while stocks last

Model	Image Size	Focal Length (mm)	Iris Range (F)	M.O.D. (m)	Mount	H.Angle of View (°)	Operation			Mega	IR Correct	Filter Size	Size(DxHxL) (mm)	Weight (g)
							Iris	Zoom	Focus					

Day & Night Varifocal Lenses

LMVZ990-IR	1/2"	9.0-90 (10x)	1.8—16	0.3	C	41.1—4.2	Manual	Manual	Manual	—	○	M43x0.75	φ45x93	194
LMVZ990A-IR	1/2"	9.0-90 (10x)	1.8—360	0.3	C	41.1—4.2	DC	Manual	Manual	—	○	M43x0.75	45x53.5x93	194
LMVZ3109A-IR	1/2.7"	3.1-9(2.9x)	1.3—360	0.5	CS	99.4—34.8	DC	Manual	Manual	3MP	○	-	36.5x47.1x52.1	70
LMVZ7550A-IR	1/2.7"	7.5-50(6.7x)	1.5—360	0.5	CS	38.0—6.2	DC	Manual	Manual	3MP	○	-	47.5x53.6x68.4	162

Megapixel Varifocal Lenses

LMVZ4411	1/1.8"	4.4-11 (2.5x)	1.6—16	0.5	C	76.6—36.7	Manual	Manual	Manual	2MP	—	M43x0.75	φ45x56.5	125
LMVZ166HC	1"	16-64 (4x)	1.8—16	0.5	C	45.9—11.7	Manual	Manual	Manual	2MP	—	M58x0.75	φ60x124	370

High Resolution Varifocal Lenses

LMVZ164	*(1)	1/3"	1.6-3.4 (2.1x)	1.4—C	0.2	CS	180.0—84.3	Manual	Manual	Manual	—	—	—	φ42x52.1	98
LMVZ164A	*(1)	1/3"	1.6-3.4 (2.1x)	1.4—360	0.2	CS	180.0—84.3	DC	Manual	Manual	—	—	—	39.5x45.8x52.1	105
LMVZ256A	*(1)	1/3"	2.5-6.0 (2.4x)	1.4—360	0.2	CS	107.6—45.6	DC	Manual	Manual	—	—	—	39.5x45.8x47.6	90

Fixed Focal Lenses

LM4NCR	1/2"	3.5	1.4—C	0.2	C	103.6	Manual	—	Manual	—	—	—	φ35x31	56
LM5NCR	1/2"	4.5	1.4—C	0.2	C	79.0	Manual	—	Manual	—	—	M30.5x0.5	φ35x32	54
LM6NCR	1/2"	6	1.4—C	0.2	C	57.3	Manual	—	Manual	—	—	M30.5x0.5	φ35x39.5	72
LM12NCR	1/2"	12	1.4—C	0.3	C	30.7	Manual	—	Manual	—	—	M30.5x0.5	φ35x30	53

FA Industrial Lenses

Model	Image Size	Focal Length (mm)	Iris Range (F)	M.O.D. (m)	Mount	H.Angle of View (°)	Operation			Filter Size	Size(DxHxL) (mm)	Weight (g)
							Iris	Zoom	Focus			

8Megapixel Fixed Focal

LM8XC	4/3"	8.5	2.8—22	0.1	C	93.5	Manual	—	Manual	M72x0.75	φ74x82.5	245
LM12XC	4/3"	12	2.0—22	0.1	C	74.9	Manual	—	Manual	M55x0.75	φ57x85	270
LM16XC	4/3"	16	2.0—22	0.1	C	60.6	Manual	—	Manual	M40.5x0.5	φ45x79.5	250
LM25XC	4/3"	25	2.0—16	0.15	C	40.9	Manual	—	Manual	M40.5x0.5	φ45x89	250
LM35XC	4/3"	35	2.0—16	0.2	C	29.6	Manual	—	Manual	M37.5x0.5	φ45x74	210
LM50XC	4/3"	50	2.0—22	0.3	C	20.6	Manual	—	Manual	M37.5x0.5	φ45x74	220

12Megapixel Fixed Focal

LM8FC	NEW!	1.1"	8.5	2.5—16	0.1	C	79.2	Manual	—	Manual	M62x0.75	φ64x73.3	230
LM16FC	NEW!	1.1"	16	1.8—16	0.1	C	48	Manual	—	Manual	M35.5x0.5	φ43x65.7	200
LM25FC	NEW!	1.1"	25	1.8—16	0.1	C	31.5	Manual	—	Manual	M35.5x0.5	φ45x69.4	220
LM35FC	NEW!	1.1"	35	1.8—16	0.2	C	22.1	Manual	—	Manual	M40.5x0.5	φ45x66	205

6Megapixel Fixed Focal

LM12SC	1"	12	1.8—16	0.1	C	55.9	Manual	—	Manual	M40.5x0.5	φ43x84.0	255
LM16SC	1"	16	1.8—22	0.1	C	44.0	Manual	—	Manual	M34x0.5	φ43x80.0	240
LM25SC	1"	25	1.8—16	0.15	C	28.9	Manual	—	Manual	M34x0.5	φ43x89.0	245
LM35SC	1"	35	2.0—16	0.2	C	20.8	Manual	—	Manual	M34x0.5	φ43x74.0	200
LM50SC	1"	50	2.0—22	0.3	C	14.6	Manual	—	Manual	M34x0.5	φ43x78.5	210

Megapixel Fixed Focal

LM6HC	1"	6	1.4—16	0.1	C	96.8	Manual	—	Manual	—	φ54x56.2	215
LM8HC	1"	8	1.4—16	0.1	C	79.7	Manual	—	Manual	M55x0.75	φ57x58	200
LM12HC	1"	12.5	1.4—16	0.3	C	55.6	Manual	—	Manual	M35x0.5	φ42x52	150
LM16HC	1"	16	1.4—16	0.3	C	44.3	Manual	—	Manual	M35.5x0.5	φ42x52.9	140
LM25HC	1"	25	1.4—16	0.3	C	29.3	Manual	—	Manual	M35.5x0.5	φ42x43	125
LM35HC	1"	35	1.4—16	0.3	C	20.9	Manual	—	Manual	M35.5x0.5	φ42x43	130
LM50HC	1"	50	1.4—16	0.5	C	14.5	Manual	—	Manual	M40.5x0.5	φ47.5x48	200
LM75HC	1"	75	1.8—16	1	C	9.7	Manual	—	Manual	M46x0.75	φ48x57	180

FA Industrial Lenses

*(1) Available while stocks last

Model	Image Size	Focal Length (mm)	Iris Range (F)	M.O.D. (m)	Mount	H.Angle of View (°)	Operation			Filter Size	Size(DxHxL) (mm)	Weight (g)
							Iris	Zoom	Focus			

Megapixel SWIR Fixed Focal

LM8HC-SW	1"	8	1.4—16	0.1	C	79.7	Manual	—	Manual	M55x0.75	φ57 x 58	200
LM12HC-SW	1"	12.5	1.4—16	0.3	C	55.6	Manual	—	Manual	M27x0.5	φ43 x 52	150
LM16HC-SW	1"	16	1.4—16	0.3	C	44.3	Manual	—	Manual	M35.5x0.5	φ43 x 52.9	140
LM25HC-SW	1"	25	1.4—16	0.3	C	29.3	Manual	—	Manual	M35.5x0.5	φ43 x 43	125
LM35HC-SW	1"	35	1.4—16	0.3	C	20.9	Manual	—	Manual	M35.5x0.5	φ43 x 43	130
LM50HC-SW	1"	50	1.4—16	0.5	C	14.5	Manual	—	Manual	M40.5x0.5	φ49 x 48	200

10Megapixel Fixed Focal

LM5JC10M	2/3"	5	1.8—16	0.1	C	82.2	Manual	—	Manual	M46x0.75	φ48x57.1	120
LM8JC10M	2/3"	8.5	1.8—22	0.1	C	54	Manual	—	Manual	M34x0.5	φ36x56	115
LM12JC10M	2/3"	12	1.8—11	0.1	C	39.1	Manual	—	Manual	M25.5x0.5	φ33x52.5	105
LM16JC10M	2/3"	16	1.8—16	0.1	C	30	Manual	—	Manual	M25.5x0.5	φ33x47.5	90
LM25JC10M	2/3"	25	1.8—16	0.1	C	20	Manual	—	Manual	M25.5x0.5	φ33x45.5	95
LM35JC10M	2/3"	35	2.0—16	0.1	C	14.3	Manual	—	Manual	M34x0.5	φ43x49	160
LM50JC10M	2/3"	50	2.8—16	0.1	C	10.1	Manual	—	Manual	M30.5x0.5	φ38x77	170

5Megapixel Fixed Focal

LM12JC5M2	2/3"	12	1.4—16	0.1	C	38.4	Manual	—	Manual	M30.5x0.5	φ38.5x61.7	160
LM16JC5M2	2/3"	16	1.4—16	0.1	C	29.9	Manual	—	Manual	M30.5x0.5	φ38.5x63.3	160
LM25JC5M2	2/3"	25	1.4—16	0.1	C	19.9	Manual	—	Manual	M30.5x0.5	φ38.5x59.9	140
LM35JC5M2	2/3"	35	1.6—16	0.18	C	14.3	Manual	—	Manual	M35.5x0.5	φ38.5x63.6	150

3Megapixel Fixed Focal

LM8JC3M2	2/3"	8	1.4—C	0.1	C	56.5	Manual	—	Manual	M27x0.5	φ34x41.6	90
LM12JC3M2	2/3"	12	1.4—C	0.15	C	38.3	Manual	—	Manual	M27x0.5	φ34x37	85
LM16JC3M2	2/3"	16	1.4—16	0.2	C	30.0	Manual	—	Manual	M27x0.5	φ33.5x36.5	85
LM25JC3M2	2/3"	25	1.4—16	0.2	C	19.6	Manual	—	Manual	M27x0.5	φ33.5x39.5	90
LM35JC3M2	2/3"	35	2.0—16	0.2	C	14.4	Manual	—	Manual	M27x0.5	φ34x36.5	70
LM50JC3M2	2/3"	50	2.8—22	0.2	C	9.6	Manual	—	Manual	M27x0.5	φ34x55	95

Megapixel Fixed Focal

LM3NCM	1/2"	3.5	2.4—14	0.1	C	82.4	Manual	—	Manual	M40.5x0.5	φ42x38.2	75
LM4NCM	1/2"	4.4	1.6—16	0.1	C	70.2	Manual	—	Manual	M43xP0.75	φ45x57.3	150
LM6NCM	1/2"	6	1.2—16	0.1	C	56.2	Manual	—	Manual	M30.5x0.5	φ32x45.8	88
LM5JCM	2/3"	5	2.8—16	0.15	C	82.4	Manual	—	Manual	M40.5x0.5	φ42x38.2	85
LM8JCM	2/3"	8	1.4—C	0.12	C	56.5	Manual	—	Manual	M27x0.5	φ34x41.6	83
LM12JCM	2/3"	12	1.4—C	0.15	C	38.3	Manual	—	Manual	M27x0.5	φ34x37	75
LM16JCM	2/3"	16	1.4—16	0.2	C	30.0	Manual	—	Manual	M25.5x0.5	φ33x36.5	81
LM25JCM	2/3"	25	1.4—16	0.2	C	19.6	Manual	—	Manual	M27x0.5	φ33x39.5	89
LM35JCM	2/3"	35	2.0—16	0.2	C	14.4	Manual	—	Manual	M27x0.5	φ34x36.5	92
LM50JCM	2/3"	50	2.8—22	0.2	C	9.6	Manual	—	Manual	M27x0.5	φ34x55	92

Large Format NIR

LM50-IR	*(1)	φ43.3	50	1.9—16	0.5	F	40.2x27.2	Manual	—	Manual	M52xP0.75	φ58.5x105.2	605
---------	------	-------	----	--------	-----	---	-----------	--------	---	--------	-----------	-------------	-----

Line Scan

LM28CLS (3CCD)	φ30	28	2.8—22	0.5	F	—	Manual	—	Manual	M72x0.75	φ75 x 108	482
LM35CLS (3CCD)	φ30	35	2.8—22	0.5	F	—	Manual	—	Manual	M62x0.75	φ65 x 108	480
LM50CLS (3CCD)	φ30	50	2.8—22	0.3	F	—	Manual	—	Manual	M52x0.75	φ58 x 71.4	358
LM28LF	φ43.3	28	2.8—16	0.3	F	—	Manual	—	Manual	M72x0.75	φ75 x 98	500
LM35LF	φ43.3	35	2.8—16	0.26	F	—	Manual	—	Manual	M52x0.75	φ54 x 71	420
LM50LF	φ43.3	50	2.8—16	0.26	F	—	Manual	—	Manual	M52x0.75	φ54 x 77	460

NF-Mount

LM3NF	1/3"	2.7	1.8—16	0.1	NF	100.8	Manual	—	Manual	—	φ21 x 27	26
LM5NF	1/3"	4.5	1.8—11	0.1	NF	59.2	Manual	—	Manual	—	φ21 x 31	35
LM9NF	1/3"	9	1.8—11	0.1	NF	30.2	Manual	—	Manual	—	φ21 x 34	40

Model	Image Size	Focal Length (mm)	Iris Range (F)	M.O.D. (m)	Mount	H.Angle of View (°)	Operation			Filter Size	Size(DxHxL) (mm)	Weight (g)
							Iris	Zoom	Focus			

High Resolution Fixed Focal

LM6JC	2/3"	6	1.4—16	0.1	C	81.9	Manual	—	Manual	—	φ30 × 32.8	63
LM8JC	2/3"	8	1.4—16	0.15	C	64.2	Manual	—	Manual	M27x0.5	φ30 × 30	60
LM12JC	2/3"	12	1.4—16	0.1	C	42.5	Manual	—	Manual	M27x0.5	φ30 × 31.5	63
LM16JC	2/3"	16	1.4—16	0.12	C	30.5	Manual	—	Manual	M27x0.5	φ30 × 28	55
LM25JC	2/3"	25	1.6—16	0.15	C	21.0	Manual	—	Manual	M27x0.5	φ30 × 28.5	58
LM35JC	2/3"	35	1.6—16	0.2	C	14.4	Manual	—	Manual	M30x0.5	φ32 × 36.5	85
LM50JC	2/3"	50	2.0—22	0.2	C	10.1	Manual	—	Manual	M30x0.5	φ32 × 39.5	88
LM75JC	2/3"	75	2.5—22	0.2	C	6.7	Manual	—	Manual	M34x0.5	φ36 × 51	105
LM100JC	2/3"	100	2.8—32	0.2	C	5.0	Manual	—	Manual	M48.5x0.5	φ40.5 × 70	150
LM4NCL	1/2"	3.5	1.4—16	0.2	C	103.6	Manual	—	Manual	—	φ31 × 30.5	73
LM5NCL	1/2"	4.5	1.4—16	0.2	C	79.0	Manual	—	Manual	—	φ31 × 29.5	71
LM6NCL	1/2"	6	1.4—16	0.2	C	57.3	Manual	—	Manual	M25.5x0.5	φ31 × 34	60
LM12NCL	1/2"	12	1.4—16	0.3	C	30.7	Manual	—	Manual	M25.5x0.5	φ31 × 29.5	70

Macro Zoom

LMZ50M	1/3"	8.5-90	2.5—C	0.15	C	31.3—3.2	Manual	Manual	Manual	M48x0.75	φ60 × 130	437
LMZ68M	1/2"	8-48	1.0—C	0.01	C	43.6—7.7	Manual	Manual	Manual	M46x0.75	φ48 × 97.3	280
LMZ69M	2/3"	11.5-69	1.4—C	0.01	C	41.9—7.3	Manual	Manual	Manual	M46x0.75	φ48 × 102.7	300
LMZ45T3	2/3"	18-108	2.5—C	0.13	C	27.3—4.7	Manual	Manual	Manual	M52x0.75	φ62 × 171.7	595

Ruggedized Megapixel (JCM-V)

LM5JCM-V	NEW!	2/3"	5	2.8 / 4 / 5.6 / 8	0.1	C	82.4	Manual	—	Manual	M40.5x0.5	φ43 × 38.4	73
LM8JCM-V		2/3"	8	1.4 / 4 / 8 / 16	0.1	C	56.5	Manual	—	Manual	M27x0.5	φ33 × 41.6	88
LM12JCM-V		2/3"	12	1.4 / 4 / 8 / 16	0.15	C	38.3	Manual	—	Manual	M27x0.5	φ33 × 37.0	75
LM16JCM-V		2/3"	16	1.4 / 4 / 8 / 16	0.2	C	30.0	Manual	—	Manual	M27x0.5	φ33 × 36.5	77
LM25JCM-V		2/3"	25	1.4 / 4 / 8 / 16	0.2	C	19.6	Manual	—	Manual	M27x0.5	φ33 × 39.5	83
LM35JCM-V		2/3"	35	2 / 4 / 8 / 16	0.2	C	14.4	Manual	—	Manual	M27x0.5	φ33 × 37.8	73
LM50JCM-V		2/3"	50	2.8 / 4 / 8 / 16	0.2	C	9.6	Manual	—	Manual	M27x0.5	φ33 × 56.2	85

Ruggedized Megapixel (HC-V)

LM8HC-V		1"	8	1.4 / 2.8 / 4 / 8	0.1	C	79.4	Manual	—	Manual	M55x0.75	φ58 × 58	183
LM12HC-V		1"	12.5	1.4 / 2.8 / 4 / 8	0.3	C	55.6	Manual	—	Manual	M35.5x0.5	φ43 × 51.5	130
LM16HC-V		1"	16	1.4 / 2.8 / 4 / 8	0.3	C	44.3	Manual	—	Manual	M35.5x0.5	φ43 × 53	120
LM25HC-V		1"	25	1.4 / 2.8 / 4 / 8	0.3	C	29.3	Manual	—	Manual	M35.5x0.5	φ43 × 43	104
LM35HC-V		1"	35	1.4 / 2.8 / 4 / 8	0.3	C	20.9	Manual	—	Manual	M35.5x0.5	φ43 × 44.1	133
LM50HC-V		1"	50	1.4 / 2.8 / 4 / 8	0.5	C	14.5	Manual	—	Manual	M40.5x0.5	φ43 × 48	170

Telecentric Lenses

Model	Magnification	Image Size	Shooting Magnification	Objective N.A	W.D (mm)	Shooting Range(mm)	TV Distortion (%)	Back Focus in Air(mm)	Mount	Resolution	Size (mm)	Weight (g)
-------	---------------	------------	------------------------	---------------	----------	--------------------	-------------------	-----------------------	-------	------------	-----------	------------

2/3" Telecentric Macro Zoom

LM50TC	0.3-1.0x	8.8x6.6 (φ11)	0.3x 1.0x	0.038 0.100	193.4 81.8	29.5x22.2 (2/3") 8.8x6.6 (2/3")	-0.19 -0.1	22.0	C	120 lp/mm	φ56 × 115.7	317
--------	----------	---------------	--------------	----------------	---------------	------------------------------------	---------------	------	---	-----------	-------------	-----

4/3" Telecentric Macro Zoom

LM11138TC	2.0x	13.8x18.4 (φ23)	2.0x	0.2	80.6	9.20x6.90(4/3")	0.1	14.7	C	120 lp/mm	φ64 × 151.0	—
LM1119TC	0.5-1.0x	18.4x13.8 (φ23)	0.5x 1.0x	0.05 0.1	80 81.8	36.8x27.7 (4/3") 18.4x13.8 (4/3")	0.1 0.1	14.7	C	120 lp/mm	φ82 × 151.5	1000

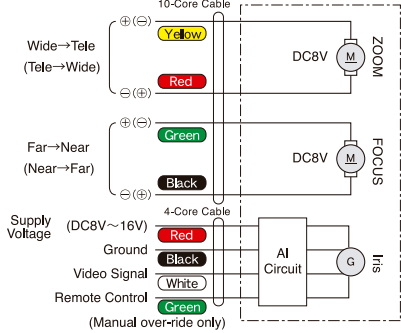
2/3" Telecentric 5 Megapixel Plus Series

LM1120TC	3.45-4.4x	8.8x6.6 (φ11)	3.45x	0.2	65.9	1.9x2.6(2/3")	0.015	17.1	C	120 lp/mm	φ57 × 180	645
			4.0x	0.2	65.9	1/7x2.2(2/3")	0.003	24.5				
			4.4x	0.2	65.9	1.5x2.0(2/3")	-0.002	30				
LM1121TC	1.725-2.2x	8.8x6.6 (φ11)	1.725x	0.131	114.8	5.1x3.8 (2/3")	0.011	55.8	C	120 lp/mm	φ48 × 147.5	420
			2.0x	0.131	111.4	4.4x3.3 (2/3")	0.004	67.7				
			2.2x	0.131	109.4	4.0x3.0 (2/3")	0.001	76.3				
LM1122TC	1.15-1.47x	8.8x6.6 (φ11)	1.15x	0.101	111.6	7.6x5.7 (2/3")	-0.015	18.7	C	120 lp/mm	φ50 × 123.9	330
			1.3x	0.101	111.6	6.6x5.0 (2/3")	-0.001	23.6				
			1.47x	0.101	111.6	6.5x4.5 (2/3")	0.011	29.8				
LM1123TC	0.69-0.88x	8.8x6.6 (φ11)	0.69x	0.07	111.0	12.7x9.6 (2/3")	-0.001	34	C	120 lp/mm	φ50 × 121.5	290
			0.8x	0.07	111.0	11.0x8.2 (2/3")	-0.009	28.8				
			0.88x	0.07	111.0	10.0x7.5 (2/3")	0.005	25.3				
LM1125TC	0.346-0.44x	8.8x6.6 (φ11)	0.346x	0.04	112.7	19.1x25.4(2/3")	0.02	17.6	C	120 lp/mm	φ51.5x142.3	395
			0.4x	0.04	112.7	16.5x22.0(2/3")	-0.009	17				
			0.44x	0.04	112.7	15.0x20.0(2/3")	0.01	16.5				

Wiring Diagram for Motorized Zoom Auto Iris Lenses

N.B.
The following are wiring diagrams of our standard models. For other detailed information, see the instruction manual in individual box.

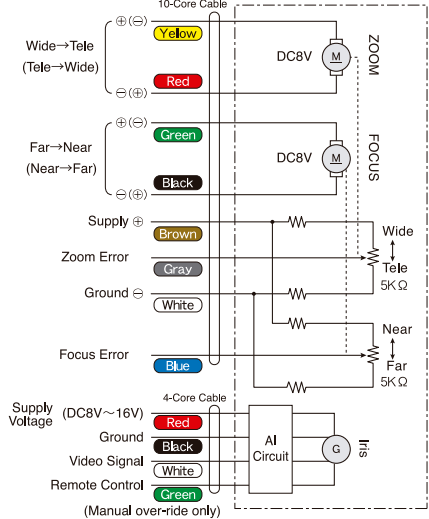
Auto iris with Motorized Zoom, Focus (AM Type)



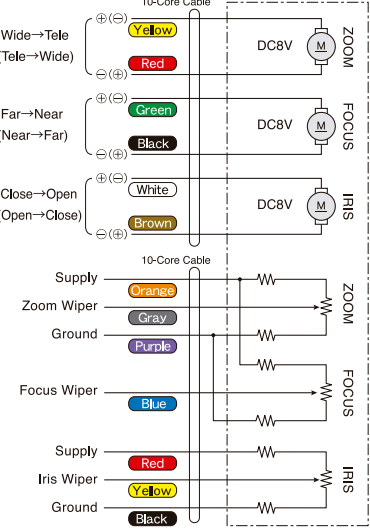
Zoom/Focus Motor Electrical Information

	Z/F	Z/F	Z/F	Z/F
Input Voltage	DC6V-12V	DC6V-12V	DC6V-12V	DC6V-12V
Current Consumption	Max 60mA	Max 60mA	Max 60mA	Max 60mA
Speed (at DC8V)	approx 7sec	approx 10sec	approx 14sec	approx 11/28sec
Model No	LMZ111 LMZ110 LMZ200 LMZ7527 LMZ1177-IR	LMZ112 LMZ300 LMVZ161604R LMZ0812-IR LMZ253004-IR	LMZ123 LMZ0824 LMZ1236	LMZ1000 LMZ20750 LMZ750 LMZ375 LMZ20550-IR

AI, Motorized Zoom with Preset on Zoom, Focus (AMP Type)



Motorized Zoom 3 Motor Type (M3P Type)



Selection Guide for CCTV Lenses

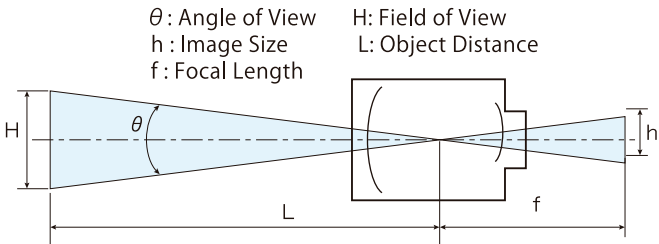
1.Angle of View and Field of View

(A)The angle of view can be obtained by following formula.

$\theta = 2\arctan^{-1} h/2f$

(B)The Field of View can be obtained by following formula.

$H=h \text{ L/f}$



2.F-Number

The F-number is an index of the amount of light that passes through a lens. The smaller the number, the greater the amount of light.

The relationship between the F-Number, focal length, and effective diameter can be calculated by the following formula. F-number=f/A Where f=focal length, and A=effective diameter

3.Image Format Size (unit:mm)

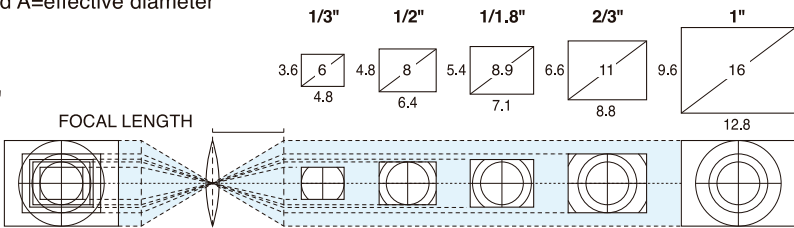
○Image sensor sizes are in a ratio of 1 : 0.69 : 0.5 : 0.38 i.e. 1/2"

format is 50% of 1" format, 1/2" format is 75% of 2/3" format,

1/3" format is 75% of 1/2" format.

○Even when the same lens is used, angles of view vary in terms of ratio between image sensor sizes. The smaller the format, the narrower the angle of view for any given lens.

○When using a 1/2" lens for a 1/3" camera, the correlation list the right may help to select a 1/2" lens with an angle of view similar to that of a 1/3" lens.

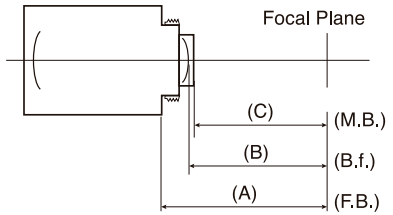


4.Flange Back & Back Focal Length

(A)Flange Back. The distance from a basic plane of a mount to a Focal Plane. The Flange Back of each mount is standardized as follows: C mount : 17.526mm CS mount : 12.5mm

(B)Back Focal Length. The distance from a center of a rear lens to a Focal Plane. When a lens is attached to a camera, the back focal length may be a standard to judge whether an end of rear lens hits any mechanical parts inside a camera.

(C)Mechanical Back Focal Length. The distance from any closest parts of a lens to a Focal Plane. When a lens is attached to a camera, the Mechanical Back Focal Length may be a standard to judge whether any rear parts of lens hits any mechanical parts inside a camera.



5.C Mount and CS Mount

Compatibility

	C Mount Camera	CS Mount Camera
C Mount Lens	OK	OK
CS Mount Lens	NO	OK

When using a C mount lens for a CS mount camera, attach a C/CS mount adapter (thickness 5mm) between the lens and camera.

